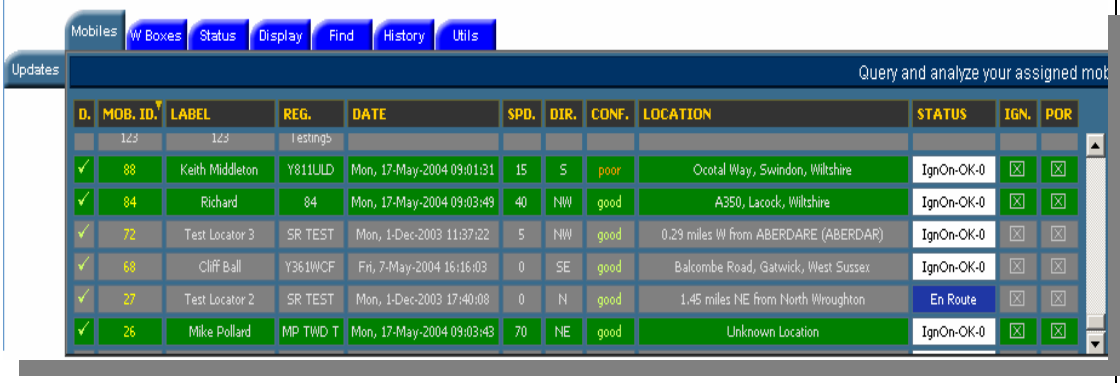


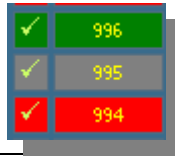
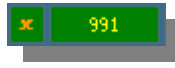
1.1.1 Tracking Map - Mobile Tab

1. The **Mobile tab** displays all Mobiles pertaining to your account and their details





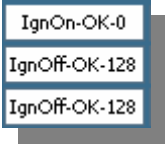



















D.	MOB. ID.	LABEL	REG.	DATE	SPD.	DIR.	CONF.	LOCATION	STATUS	IGN.	POR.
	123	123	1estings								
✓	88	Keith Middleton	Y811ULD	Mon, 17-May-2004 09:01:31	15	S	poor	Ocotal Way, Swindon, Wiltshire	IgnOn-OK-0	<input checked="" type="checkbox"/>	<input checked="" type="checkbox"/>
✓	84	Richard	84	Mon, 17-May-2004 09:03:49	40	NW	good	A350, Lacock, Wiltshire	IgnOn-OK-0	<input checked="" type="checkbox"/>	<input checked="" type="checkbox"/>
✓	72	Test Locator 3	SR TEST	Mon, 1-Dec-2003 11:37:22	5	NW	good	0.29 miles W from ABERDARE (ABERDAR)	IgnOn-OK-0	<input checked="" type="checkbox"/>	<input checked="" type="checkbox"/>
✓	68	Cliff Ball	Y361WCF	Fri, 7-May-2004 16:16:03	0	SE	good	Balcombe Road, Gatwick, West Sussex	IgnOn-OK-0	<input checked="" type="checkbox"/>	<input checked="" type="checkbox"/>
✓	27	Test Locator 2	SR TEST	Mon, 1-Dec-2003 17:40:08	0	N	good	1.45 miles NE from North Wroughton	En Route	<input checked="" type="checkbox"/>	<input checked="" type="checkbox"/>
✓	26	Mike Pollard	MP TWD T	Mon, 17-May-2004 09:03:43	70	NE	good	Unknown Location	IgnOn-OK-0	<input checked="" type="checkbox"/>	<input checked="" type="checkbox"/>

2.

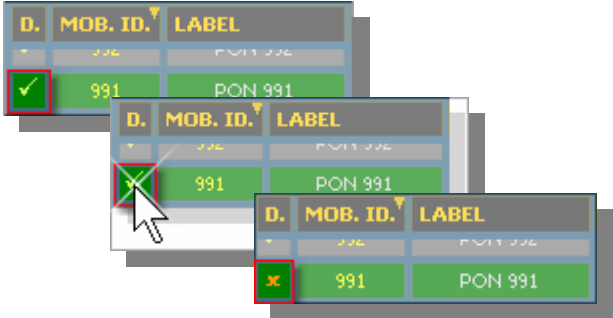
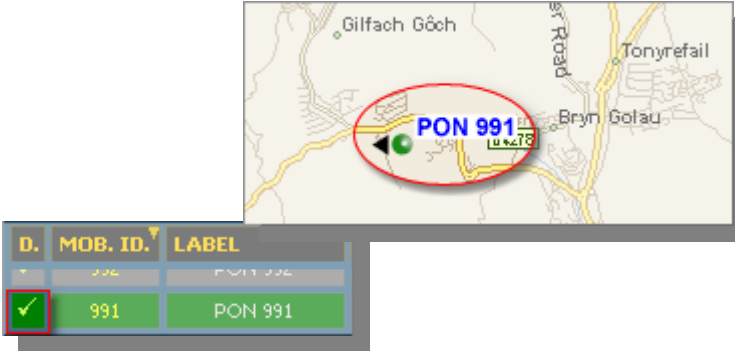

D. (display)	To toggle between visibility of mobiles on map
	Mobile visible on map 
	Mobile not visible on map 

3.

MOB. ID	Mobile identification number. You can select a mobile to 'zoom to' or check its' position on map.
	Click on the mobile 
	Click on 'Redraw map' . The map will zoom on the requested mobile automatically.

4.	<table border="1"> <tr> <td data-bbox="371 226 675 293">Label</td> <td data-bbox="675 226 1437 293">Mobile Label</td> </tr> <tr> <td data-bbox="371 293 675 353">Reg. (Registration)</td> <td data-bbox="675 293 1437 353">Mobile Registration Number</td> </tr> <tr> <td data-bbox="371 353 675 414">Date</td> <td data-bbox="675 353 1437 414">Date and time of last Mobile Update.</td> </tr> <tr> <td data-bbox="371 414 675 510">Spd. (Speed)</td> <td data-bbox="675 414 1437 510">The speed at which the mobile was moving on the last update. (km/mph)</td> </tr> <tr> <td data-bbox="371 510 675 600">Dir (direction)</td> <td data-bbox="675 510 1437 600">The direction the mobile was moving to on the last update. (N,S,E,W,NE,NW,SE,SW)</td> </tr> <tr> <td data-bbox="371 600 675 660">Conf. (Confidence)</td> <td data-bbox="675 600 1437 660">Confidence in last update (Good/Bad)</td> </tr> <tr> <td data-bbox="371 660 675 721">Location</td> <td data-bbox="675 660 1437 721">Mobile location on last update.</td> </tr> </table>	Label	Mobile Label	Reg. (Registration)	Mobile Registration Number	Date	Date and time of last Mobile Update.	Spd. (Speed)	The speed at which the mobile was moving on the last update. (km/mph)	Dir (direction)	The direction the mobile was moving to on the last update. (N,S,E,W,NE,NW,SE,SW)	Conf. (Confidence)	Confidence in last update (Good/Bad)	Location	Mobile location on last update.
Label	Mobile Label														
Reg. (Registration)	Mobile Registration Number														
Date	Date and time of last Mobile Update.														
Spd. (Speed)	The speed at which the mobile was moving on the last update. (km/mph)														
Dir (direction)	The direction the mobile was moving to on the last update. (N,S,E,W,NE,NW,SE,SW)														
Conf. (Confidence)	Confidence in last update (Good/Bad)														
Location	Mobile location on last update.														
5.	<table border="1"> <tr> <td data-bbox="371 808 675 907">Status</td> <td colspan="2" data-bbox="675 808 1437 907">Mobile status can be a default status or user defined.</td> </tr> <tr> <td data-bbox="371 907 675 1086"></td> <td data-bbox="675 907 1035 1086">  </td> <td data-bbox="1035 907 1437 1086">  </td> </tr> </table>	Status	Mobile status can be a default status or user defined.												
Status	Mobile status can be a default status or user defined.														
															
6.	<table border="1"> <tr> <td data-bbox="371 1144 675 1541">Ign</td> <td colspan="2" data-bbox="675 1144 1437 1234">The Mobile ignition status.</td> </tr> <tr> <td data-bbox="371 1234 675 1361"></td> <td data-bbox="675 1234 842 1361">  </td> <td data-bbox="842 1234 1437 1361">Mobile Ignition not applicable. Mobile does not support this feature.</td> </tr> <tr> <td data-bbox="371 1361 675 1451"></td> <td data-bbox="675 1361 842 1451">  </td> <td data-bbox="842 1361 1437 1451">Mobile Ignition is on.</td> </tr> <tr> <td data-bbox="371 1451 675 1541"></td> <td data-bbox="675 1451 842 1541">  </td> <td data-bbox="842 1451 1437 1541">Mobile Ignition is off.</td> </tr> </table>	Ign	The Mobile ignition status.				Mobile Ignition not applicable. Mobile does not support this feature.			Mobile Ignition is on.			Mobile Ignition is off.		
Ign	The Mobile ignition status.														
		Mobile Ignition not applicable. Mobile does not support this feature.													
		Mobile Ignition is on.													
		Mobile Ignition is off.													
7.	<table border="1"> <tr> <td data-bbox="371 1648 675 1982">POR</td> <td colspan="2" data-bbox="675 1648 1437 1738">Position on Request</td> </tr> <tr> <td data-bbox="371 1738 675 1865"></td> <td data-bbox="675 1738 879 1865">  </td> <td data-bbox="879 1738 1437 1865">POR not applicable.</td> </tr> <tr> <td data-bbox="371 1865 675 1982"></td> <td data-bbox="675 1865 879 1982">  </td> <td data-bbox="879 1865 1437 1982">POR applicable.</td> </tr> </table>	POR	Position on Request				POR not applicable.			POR applicable.					
POR	Position on Request														
		POR not applicable.													
		POR applicable.													

1.1.1.1 Display of Mobiles

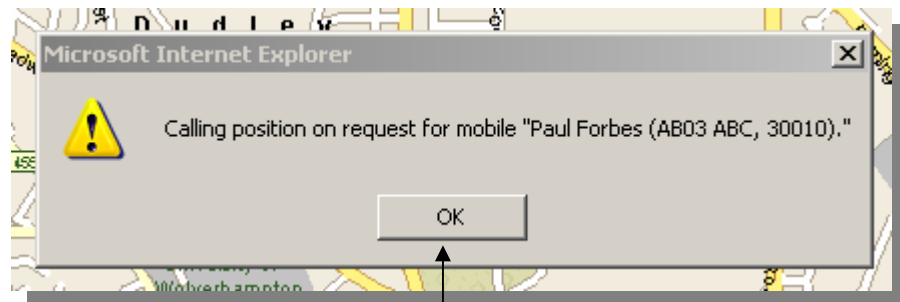
<p>1. 1.1.1.1 Display of Mobiles</p>	<p>1. Toggling between visibility of Mobiles on map</p> <p>To toggle between visibility click on the icon in the D. column</p> 						
<p>To display mobile on map, the equivalent mobile icon in the D. column must be enabled.</p>	 <table border="1" data-bbox="738 974 1106 1099"> <thead> <tr> <th>D.</th> <th>MOB. ID.</th> <th>LABEL</th> </tr> </thead> <tbody> <tr> <td>✓</td> <td>991</td> <td>PON 991</td> </tr> </tbody> </table>	D.	MOB. ID.	LABEL	✓	991	PON 991
D.	MOB. ID.	LABEL					
✓	991	PON 991					
<p>To remove mobile from map, the equivalent mobile icon in the D. Column must be disabled</p>	 <table border="1" data-bbox="738 1413 1098 1536"> <thead> <tr> <th>D.</th> <th>MOB. ID.</th> <th>LABEL</th> </tr> </thead> <tbody> <tr> <td>✗</td> <td>991</td> <td>PON 991</td> </tr> </tbody> </table>	D.	MOB. ID.	LABEL	✗	991	PON 991
D.	MOB. ID.	LABEL					
✗	991	PON 991					

POR – Position on Request

1. If POR feature is available just click on the POR button for to request and immediate position of the mobile.

D.	MOB. ID.	LABEL	REG.	DATE	SPD.	DIR.	CONF.	LOCATION	STATUS	IGN.	POR
✓	30010	Paul Forbes	AB03 ABC	Mon, 22-Mar-2004 14:51:56	0	E	por	Penny Lane, Swindon, Wiltshire	On Break	✕	▶

2. Once request has been approved, the following pop up box will appear.



Clicking on the 'OK' button, you request will commence.

3. You can monitor POR status from the Events area on the left hand side.

1.1.1.2 Mobile Tracking

1. Tracking a mobile on map

Hover on the Icon in the 'D.' column corresponding to the mobile you would like to track for the help tool.

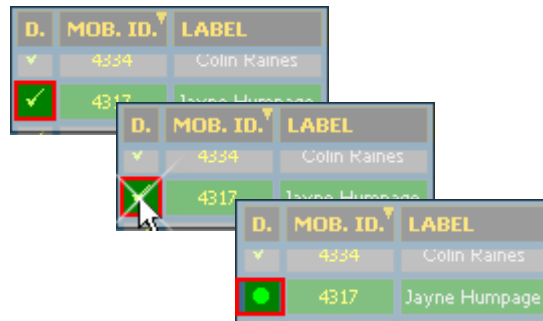


The screenshot shows a web interface with a navigation bar containing buttons for 'Mobiles', 'W Boxes', 'Status', 'Display', 'Find', 'History', and 'Ut'. Below this is a table with the following data:

D.	MOB. ID.	LABEL	REG.	DATE
▼	4334	Colin Raines	KN02 HKH	Fri, 11-Mar-2005 08:46:20
✓	4317	Jayne Humpage	DY05 WNF	Wed, 8-Feb-2006 12:17:05
✓	4316	Gavin Lancaster	IMP02 KEN	Fri, 17-Jun-2005 10:26:37
▼	4314	K. Green	X185 JOV	Mon, 21-Feb-2005 09:18:00
✓	4312	Andy Lander	LG05HRA	Tue, 7-Feb-2006 18:54:00

A tooltip is visible over the 'D.' column for the row with MOB. ID. 4317, containing the text: "Click to hide mobile, CTRL Click to track mobile."

Press the 'CTRL' button and left click on the corresponding icon in the 'D.' column. The icon changes to a circle for easy viewing of the mobile being tracked.



The image shows three overlapping screenshots of the table's 'D.' column. In the top screenshot, the icon for MOB. ID. 4317 is a downward arrow. In the middle screenshot, a mouse cursor is hovering over the icon. In the bottom screenshot, the icon has changed to a green circle.

The mobile details on the map will change both in font size and colour for easy viewing.



To cancel the tracking, press the 'CTRL' button and left click on the corresponding icon in the 'D.' column. The icon changes from a circle to a 'check' icon and tracking is stopped.

The screenshot shows a software interface with a menu bar containing 'Mobiles', 'W Boxes', 'Status', 'Display', 'Find', and 'History'. Below the menu is a section labeled 'Updates' containing a table with the following data:

D.	MOB. ID.	LABEL	REG.	DATE
▼	4334	Colin Raines	KNUZ HKH	Fri, 11-Mar-2005 1
●	4317	Jayne Humpage	DY05 WNF	Wed, 8-Feb-2006 3
✓	4315	Gevin Lancaster	IMP02 KFN	Fri, 17-Jun-2005 1
▼	4314	K Green	X185 JOV	Mon, 21-Feb-2005

A tooltip box is overlaid on the 'D.' column for the row with MOB. ID. 4315, containing the text: 'CTRL Click to cancel mobile tracking.'

