

## 1.1 Reporting



Reports allow you view historical vehicle activity. There are a number of different report styles and they can be useful for the following:

- Reduction of your **drivers' unproductive time**, curbing overtime thus lowering your payroll
- Improve response time by using the **most cost effective routes** and also re-route to avoid delays
- Maximum speed & idling reports help you reduce your **fuel, tire, and maintenance costs**
- The ability to review **drivers' speeding habits** resulting in greater safety, fewer accidents, and lower premiums
- Eliminate **unauthorised vehicle use** during the day (and/or evening & weekend)
- Documented performance records, **reducing billing errors, complaints, and company liability**
- **Better control** helps improve driver safety and morale. Also enables the establishment of performance bonuses and other perks that weren't previously possible
- Protection of your fleet against theft, integrating the existing alarm system of the vehicle with the optional **Events Activated Alarm Transmission** feature

Each time a vehicle locator unit '**transmits**' a **location** or a **status code** update it is saved on the Internet server. These updates form not only the movement of vehicles on the map display, but also the data required for constructing **reports**.

**DOL** comes with a complete and comprehensive reporting facility.

### 1.1.1 Journey and Stops report

1.	From the Menu select 'Reporting'.	
2.	From the sub menu select 'Journey and Stops report'.	

#### Journeys And Stops Report Filter

UNSELECTED MOBILES

03 (testing1, 3)

04 (testing4, 4)

05 (testing5, 5)

123 (Testing52, 123)

245 (245Test, 245)

30006 (30006, 30006)

SELECTED MOBILES

DAY                      MONTH                      YEAR

FROM DATE

TO DATE

SELECT THE DAYS OF THE WEEK AND TIME RANGES

All Days   
  Including these Days and Time Ranges   
  Excluding these Days and Time Ranges

	FROM TIME	TO TIME
MONDAY <input checked="" type="checkbox"/>	<input type="text" value="00:00"/>	<input type="text" value="00:00"/>
TUESDAY <input checked="" type="checkbox"/>	<input type="text" value="00:00"/>	<input type="text" value="00:00"/>
WEDNESDAY <input checked="" type="checkbox"/>	<input type="text" value="00:00"/>	<input type="text" value="00:00"/>
THURSDAY <input checked="" type="checkbox"/>	<input type="text" value="00:00"/>	<input type="text" value="00:00"/>
FRIDAY <input checked="" type="checkbox"/>	<input type="text" value="00:00"/>	<input type="text" value="00:00"/>
SATURDAY <input checked="" type="checkbox"/>	<input type="text" value="00:00"/>	<input type="text" value="00:00"/>
SUNDAY <input checked="" type="checkbox"/>	<input type="text" value="00:00"/>	<input type="text" value="00:00"/>

NEW JOURNEY INTERVAL

RESET
HELP

SCHEDULE
SUBMIT

3. Click on the Mobile you wish to report on. The selected mobile will automatically move to the 'selected Mobiles' list. If you wish to report on all mobiles activity 'Click' on '>>' to select all mobiles.

### Journeys And Stops Report Filter

UNSELECTED MOBILES

03 (testing1, 3)  
04 (testing4, 4)  
05 (testing5, 5)  
123 (Testing52, 123)  
245 (245Test, 245)  
30006 (30006, 30006)

SELECTED MOBILES

>>
<<

4. Select the 'From' and 'To' dates.

DAY
MONTH
YEAR

FROM DATE	21	April	2004
TO DATE	21	April	2004

SELECT THE DAYS OF THE WEEK AND TIME RANGES

Including these Days and Time Ranges
  Excluding these Days

	FROM TIME	TO TIME	
MONDAY	00:00	00:00	
TUESDAY	00:00	00:00	

5. Select the days and time that you wish to report on and the New Journey Interval. Click on the 'Submit' button

SELECT THE DAYS OF THE WEEK AND TIME RANGES

All Days
  Including these Days and Time Ranges
  Excluding these Days and Time Ranges

	FROM TIME	TO TIME	
MONDAY	00:00	00:00	<input checked="" type="checkbox"/>
TUESDAY	00:00	00:00	<input checked="" type="checkbox"/>
WEDNESDAY	00:00	00:00	<input checked="" type="checkbox"/>
THURSDAY	00:00	00:00	<input checked="" type="checkbox"/>
FRIDAY	00:00	00:00	<input checked="" type="checkbox"/>
SATURDAY	00:00	00:00	<input checked="" type="checkbox"/>
SUNDAY	00:00	00:00	<input checked="" type="checkbox"/>

NEW JOURNEY INTERVAL 10 minutes

HELP
SCHEDULE
SUBMIT

6.

Siemens Datatrak



## Journeys And Stops Report

Mobile ID:	68	Requested By:	Thea Richard, Thu, 29-Apr-2004, 21:08
Label:	Cliff Ball	Report From:	Wed, 21-Apr-2004
Registration No.:	Y361WCF	Report To:	Wed, 28-Apr-2004
Mileage is:	Approximate	New Journey Interval:	10m 00s
Ignition Sensor Fitted:	No	Hourly Cost:	£30.00 per hour
Update Rate:	108s	Idling Cost:	Unknown idling time for this mobile
<a href="#">Click Here for Raw Data</a>		Running Cost:	£0.28 per km

Date: Wed, 21-Apr-2004, Started From: New (104)

Start time	Stop time	Travelling time	Mileage (kms)	Stopped at	Stopped for	Idling time	Journey cost	Note
<a href="#">08:22:34</a>	08:48:38	26m 04s	11.17	New (104)	5h 05m 12s	N/A	£16.16	
<a href="#">13:53:50</a>	13:55:38	1m 48s	0.37	New (104)	40m 47s	N/A	£1.00	
<a href="#">14:36:25</a>	14:40:42	4m 17s	0.80	New (104)	3h 48m 22s	N/A	£2.37	
<a href="#">18:29:04</a>	18:42:50	13m 46s	10.85	New (104)	N/A	N/A	£9.92	
<b>DAY TOTAL</b>		<b>45m 55s</b>	<b>23.19</b>		<b>9h 34m 21s</b>	<b>N/A</b>	<b>£29.44</b>	

Date: Thu, 22-Apr-2004, Started From: New (104)

Start time	Stop time	Travelling time	Mileage (kms)	Stopped at	Stopped for	Idling time	Journey cost	Note
<a href="#">08:05:44</a>	08:43:20	37m 36s	20.30	New (104)	8h 54m 28s	N/A	£24.48	
<a href="#">17:37:48</a>	18:01:19	23m 31s	10.98	New (104)	34m 27s	N/A	£14.83	
<a href="#">18:35:46</a>	19:07:09	31m 23s	26.96	Forest Lane, Lower Lodge, Wiltshire	2h 02m 43s	N/A	£23.23	
<a href="#">21:09:52</a>	21:39:00	29m 08s	26.52	New (104)	N/A	N/A	£21.98	
<b>DAY TOTAL</b>		<b>2h 01m 38s</b>	<b>84.75</b>		<b>11h 31m 38s</b>	<b>N/A</b>	<b>£84.51</b>	

Date: Fri, 23-Apr-2004, Started From: New (104)

Start time	Stop time	Travelling time	Mileage (kms)	Stopped at	Stopped for	Idling time	Journey cost	Note
<a href="#">08:24:26</a>	08:50:10	25m 44s	11.04	New (104)	4h 13m 17s	N/A	£15.95	
<a href="#">13:03:27</a>	13:20:04	16m 37s	10.94	New (104)	34m 18s	N/A	£11.37	
<a href="#">13:54:22</a>	14:12:42	18m 20s	11.24	New (104)	4h 01m 42s	N/A	£12.31	
<a href="#">18:14:24</a>	18:28:31	14m 07s	11.03	New (104)	N/A	N/A	£10.14	
<b>DAY TOTAL</b>		<b>1h 14m 48s</b>	<b>44.25</b>		<b>8h 49m 17s</b>	<b>N/A</b>	<b>£49.77</b>	

### Report Summary

Travelling Time:	9h 47m 29s
Mileage:	528.59 kms
Stop Time:	2d 0h 25m 22s

### Cost Summary



Travelling Cost:	£293.74
Mileage Costs:	£147.80
Total Costs:	£441.54

### Notes:

- 1 - Journey may contain missing data.
- 2 - Mobile moved during a period of missing data that was longer than the New Journey Interval.

Start time	The actual time of the first IGN ON transmission.
Stop time	The actual time of the first IGN OFF transmission.
Travelling time	The number of hours between the IGN ON and the next IGN OFF.
Mileage	The sum of distance between updates from the first IGN ON and the next IGN OFF.
Stop at	The Gazetteer reference and watchbox of the first IGN OFF transmission.
Stopped for	The number of hours the mobile stopped at that particular location. NB. The time after the last stop of the day or within 'excluded time' does not count.
Idling time	The number of hours when the IGN is ON and the distance travelled between two updates is less than 100 meters.
Journey Cost	The sum of the hourly cost, the idling cost and the running cost per mile/km.

## 1.1.2 Watchbox Activity Report

1.	From the Menu select ' <b>Reporting</b> '.													
2.	From the <b>sub menu</b> select ' <b>Watchbox Activity Report</b> '													
<div style="text-align: center;"> <h3>Watchbox Activity Report Filter</h3> <p>SELECT THE REPORT LAYOUT</p> <p> <input checked="" type="radio"/> Show Visits to a Set of Watchboxes by a Single Mobile.  <input type="radio"/> Show Visits to a Single Watchbox by a Set of Mobiles.         </p> <div style="display: flex; justify-content: space-between;"> <div style="text-align: center;"> <p>UNSELECTED WATCHBOXES</p> <div style="border: 1px solid gray; width: 150px; height: 40px; margin: 5px auto;"></div> </div> <div style="text-align: center;"> <p>SELECTED WATCHBOXES</p> <div style="border: 1px solid gray; width: 150px; height: 40px; margin: 5px auto;"></div> </div> </div> <p style="text-align: center;">MOBILE <input type="text" value="03 (testing 1, 3)"/></p> <div style="display: flex; justify-content: space-around; margin-top: 10px;"> <div> <p>FROM DATE/TIME</p> <p>DAY: <input type="text" value="21"/> MONTH: <input type="text" value="April"/> YEAR: <input type="text" value="2004"/></p> <p>TO DATE/TIME</p> <p>DAY: <input type="text" value="28"/> MONTH: <input type="text" value="April"/> YEAR: <input type="text" value="2004"/></p> </div> </div> <p style="text-align: center; margin-top: 10px;">SELECT THE DAYS OF THE WEEK AND TIME RANGES</p> <p> <input checked="" type="radio"/> All Days           <input type="radio"/> Including these Days and Time Ranges           <input type="radio"/> Excluding these Days and Time Ranges     </p> <table style="width: 100%; margin-top: 10px;"> <thead> <tr> <th></th> <th>FROM TIME</th> <th>TO TIME</th> </tr> </thead> <tbody> <tr> <td>MONDAY <input checked="" type="checkbox"/></td> <td><input type="text" value="00:00"/></td> <td><input type="text" value="00:00"/></td> </tr> <tr> <td>TUESDAY <input checked="" type="checkbox"/></td> <td><input type="text" value="00:00"/></td> <td><input type="text" value="00:00"/></td> </tr> <tr> <td>WEDNESDAY <input checked="" type="checkbox"/></td> <td><input type="text" value="00:00"/></td> <td><input type="text" value="00:00"/></td> </tr> </tbody> </table> </div>				FROM TIME	TO TIME	MONDAY <input checked="" type="checkbox"/>	<input type="text" value="00:00"/>	<input type="text" value="00:00"/>	TUESDAY <input checked="" type="checkbox"/>	<input type="text" value="00:00"/>	<input type="text" value="00:00"/>	WEDNESDAY <input checked="" type="checkbox"/>	<input type="text" value="00:00"/>	<input type="text" value="00:00"/>
	FROM TIME	TO TIME												
MONDAY <input checked="" type="checkbox"/>	<input type="text" value="00:00"/>	<input type="text" value="00:00"/>												
TUESDAY <input checked="" type="checkbox"/>	<input type="text" value="00:00"/>	<input type="text" value="00:00"/>												
WEDNESDAY <input checked="" type="checkbox"/>	<input type="text" value="00:00"/>	<input type="text" value="00:00"/>												

3. Selecting **Show visits to a set of Watch boxes by a single mobile.**

**Watchbox Activity Report Filter**

SELECT THE REPORT LAYOUT

Show Visits to a Set of Watchboxes by a Single Mobile.  
 Show Visits to a Single Watchbox by a Set of Mobiles.

UNSELECTED WATCHBOXES SELECTED WATCHBOXES

➡

⬅

MOBILE 03 (testing1, 3)

4. Select the mobile to report on.

MOBILE 03 (testing1, 3)

AVIS 10 (AVIS 10, 30019201)

AVIS 11 (AVIS 11, 30024501)

AVIS 12 (AVIS 12, 30024601)

AVIS 13 (AVIS 13, 30029901)

AVIS 14 (AVIS 14, 30030603)

can bus (can bus testing, 50218)

can bus (can bus testing 2, 50219)

Cliff Ball (Y361WCF, 68)

Graeme Lynch (Y854GAA, 821)

John Armes (Volvo, 4311)

Keith Middleton (Y811ULD, 88)

Including these Days and Time Ranges | Excluding these Days and Time Ranges

5. Unselected Watchbox list will be populated.

UNSELECTED WATCHBOXES SELECTED WATCHBOXES

New (104)

New-Swindon (90)

➡

⬅

MOBILE Cliff Ball (Y361WCF, 68)

6. Select Watchbox you want to report on.

UNSELECTED WATCHBOXES

SELECTED WATCHBOXES

New-Swindon (90)

New (104)

MOBILE Cliff Ball (Y361WCF, 68)

5. Select the days and time that you wish to report on and the New Journey Interval. Click on the 'Submit' button

SELECT THE DAYS OF THE WEEK AND TIME RANGES

All Days  Including these Days and Time Ranges  Excluding these Days and Time Ranges

	FROM TIME	TO TIME
MONDAY <input checked="" type="checkbox"/>	00:00	00:00
TUESDAY <input checked="" type="checkbox"/>	00:00	00:00
WEDNESDAY <input checked="" type="checkbox"/>	00:00	00:00
THURSDAY <input checked="" type="checkbox"/>	00:00	00:00
FRIDAY <input checked="" type="checkbox"/>	00:00	00:00
SATURDAY <input checked="" type="checkbox"/>	00:00	00:00
SUNDAY <input checked="" type="checkbox"/>	00:00	00:00

NEW JOURNEY INTERVAL 10 minutes

HELP SCHEDULE SUBMIT

6.

Siemens Datatrak



### Watchbox Activity Report

Mobile ID:	68	Requested By:	Thea Richard, Thu, 29-Apr-2004, 21:38
Label:	Cliff Ball	Report From:	Wed, 21-Apr-2004, 00:00
Registration No.:	Y361WCF	Report To:	Wed, 28-Apr-2004, 00:00
		Ignore Visit Interval	10m 00s

Date: Wed, 21-Apr-2004			
Watchbox	Entered Watchbox	Left Watchbox	Visit Duration
New (104)		Wed, 21-Apr-2004, 14:21:50	
New (104)	Wed, 21-Apr-2004, 14:21:52		

Date: Thu, 22-Apr-2004			
Watchbox	Entered Watchbox	Left Watchbox	Visit Duration
New (104)		Thu, 22-Apr-2004, 08:07:38	
New (104)	Thu, 22-Apr-2004, 08:16:54	Thu, 22-Apr-2004, 18:40:32	10h 23m 37s
New (104)	Thu, 22-Apr-2004, 21:33:14		



Date: Fri, 23-Apr-2004			
Watchbox	Entered Watchbox	Left Watchbox	Visit Duration

Date: Tue, 27-Apr-2004			
Watchbox	Entered Watchbox	Left Watchbox	Visit Duration
New (104)		Tue, 27-Apr-2004, 07:40:45	
New (104)	Tue, 27-Apr-2004, 08:14:08		

Date: Wed, 28-Apr-2004			
Watchbox	Entered Watchbox	Left Watchbox	Visit Duration
New (104)		Wed, 28-Apr-2004, 06:28:36	
New (104)	Wed, 28-Apr-2004, 18:57:15		

Totals			
Watchbox	Number of Visits	Visit Duration	
New (104)	1	10h 23m 37s	
<b>Total - All Watchboxes</b>	<b>1</b>	<b>10h 23m 37s</b>	

### 1.1.3 Status Change Report

1.	From the Menu select ' <b>Reporting</b> '.	 A screenshot of the 'datatrak online' web application interface. The header shows the logo 'datatrak online' in a blue and white font against a background of a blue sky and white clouds. Below the header, there is a vertical menu with three items: 'Mapping', 'Reporting', and 'User Options'. The 'Reporting' item is highlighted with a grey background and a white mouse cursor pointing at it.
2.	From the <b>sub menu</b> select ' <b>Status Change Report</b> '	 A screenshot of the 'datatrak online' web application interface, showing a sub-menu. The header is the same as in the first screenshot. Below the header, there is a vertical menu with two main items: 'Mapping' and 'Reporting'. The 'Reporting' item is expanded, showing a list of sub-items: 'Journeys and Stops Report', 'Watchbox Activity Report', 'Scheduled Reports', 'Status Change Report', and 'London Report'. The 'Status Change Report' item is highlighted with a grey background and a white mouse cursor pointing at it.

## Status Change Report

UNSELECTED MOBILES

SELECTED MOBILES

03 (testing1, 3)  
04 (testing4, 4)  
05 (testing5, 5)  
123 (Testing5, 123)  
20032204 (20032204, 20032204)  
20048104 (20048104, 20048104)



DAY MONTH YEAR  
FROM 15 June 2004  
TO 22 June 2004

SELECT THE DAYS OF THE WEEK AND TIME RANGES

All Days  Including these Days and Time Ranges  Excluding these Days and Time Ranges

		FROM TIME	TO TIME
MONDAY	<input checked="" type="checkbox"/>	00:00	00:00
TUESDAY	<input checked="" type="checkbox"/>	00:00	00:00
WEDNESDAY	<input checked="" type="checkbox"/>	00:00	00:00
THURSDAY	<input checked="" type="checkbox"/>	00:00	00:00
FRIDAY	<input checked="" type="checkbox"/>	00:00	00:00
SATURDAY	<input checked="" type="checkbox"/>	00:00	00:00
SUNDAY	<input checked="" type="checkbox"/>	00:00	00:00

RESET HELP

SCHEDULE SUBMIT

3. Select Mobile you want to report on.

## Status Change Report

UNSELECTED MOBILES

SELECTED MOBILES

Test Locator 3 (SR TEST , 72)  
Test Locator 4 (SR TEST , 482)  
Test Locator 5 (SR TEST , 2329)  
test040903 (test0409, 493)  
Vauxhall Omega Estate (VX04 EYR, 3018)  
W162XFC (W162XFC, 30283512)



Tony (GJ02 WAO, 20323613)

4. Select the days and time that you wish to report on. Click on the **'Submit'** button

	DAY	MONTH	YEAR
FROM	20	May	2004
TO	20	May	2004

SELECT THE DAYS OF THE WEEK AND TIME RANGES

All Days  Including these Days and Time Ranges  Excluding these Days and Time Ranges

		FROM TIME	TO TIME
MONDAY	<input checked="" type="checkbox"/>	00:00	00:00
TUESDAY	<input checked="" type="checkbox"/>	00:00	00:00
WEDNESDAY	<input checked="" type="checkbox"/>	00:00	00:00
THURSDAY	<input checked="" type="checkbox"/>	00:00	00:00
FRIDAY	<input checked="" type="checkbox"/>	00:00	00:00
SATURDAY	<input checked="" type="checkbox"/>	00:00	00:00
SUNDAY	<input checked="" type="checkbox"/>	00:00	00:00

SCHEDULE

SUBMIT

6.

Karlek



## Status Change Report

Mobile ID:	20323613	Requested By:	Anthea Richard, Wed, 23-Jun-2004, 08:18
Label:	Tony	Report From:	Thu, 20-May-2004
Registration No.:	GJ02 WAO	Report To:	Thu, 20-May-2004
<a href="#">Click Here for Raw Data</a>			

Date: Thu, 20-May-2004, Started From: Marine Drive, Margate, Kent



Time	Date	Status	Status Description	Location (Gazetteer or Watchbox)	Duration (hrs)
06:11:03	Thu, 20-May-2004	0	IgnOn-OK-0	Straight Hill, Sittingbourne, Kent	25m06s
06:36:09	Thu, 20-May-2004	128	IgnOff-OK-128	M2, Sittingbourne, Kent	3m34s
06:39:43	Thu, 20-May-2004	0	IgnOn-OK-0	M2, Sittingbourne, Kent	1m49s
06:41:32	Thu, 20-May-2004	128	IgnOff-OK-128	M2, Chatham, Kent	5m22s
06:46:54	Thu, 20-May-2004	0	IgnOn-OK-0	Watling Street, Gravesend, Kent	5m24s
06:52:18	Thu, 20-May-2004	128	IgnOff-OK-128	Watling Street, Gravesend, Kent	1m48s
06:54:06	Thu, 20-May-2004	0	IgnOn-OK-0	Watling Street, Dartford, Kent	8m57s
07:03:03	Thu, 20-May-2004	128	IgnOff-OK-128	A282, Dartford, Kent	7m11s
07:10:14	Thu, 20-May-2004	0	IgnOn-OK-0	London (396)	8m56s
07:19:10	Thu, 20-May-2004	128	IgnOff-OK-128	London (396)	7m11s
07:26:21	Thu, 20-May-2004	0	IgnOn-OK-0	M25, Brentwood, London	3m34s
07:29:55	Thu, 20-May-2004	128	IgnOff-OK-128	M25, 325, Brentwood, Essex	1m47s
07:31:42	Thu, 20-May-2004	0	IgnOn-OK-0	North Hill, Little Baddow, Essex	21m32s
07:53:14	Thu, 20-May-2004	128	IgnOff-OK-128	North Hill, Little Baddow, Essex	1m49s
07:55:03	Thu, 20-May-2004	0	IgnOn-OK-0	Spring Close, Little Baddow, Essex	3m35s
07:58:38	Thu, 20-May-2004	128	IgnOff-OK-128	North Hill, Chelmsford, Essex	2h25m10s
10:23:48	Thu, 20-May-2004	0	IgnOn-OK-0	North Hill, Chelmsford, Essex	3m34s
10:27:22	Thu, 20-May-2004	128	IgnOff-OK-128	North Hill, Little Baddow, Essex	1m47s
10:29:09	Thu, 20-May-2004	0	IgnOn-OK-0	A12, Brentwood, Essex	21m31s
10:50:40	Thu, 20-May-2004	128	IgnOff-OK-128	M25, Brentwood, Essex	1m46s
10:52:26	Thu, 20-May-2004	0	IgnOn-OK-0	Main Road Gorse Hill, Longfield, Kent	50m09s
11:42:35	Thu, 20-May-2004	128	IgnOff-OK-128	Main Road Gorse Hill, Longfield, Kent	1m49s
11:44:24	Thu, 20-May-2004	0	IgnOn-OK-0	Scratchers Lane, Longfield, Kent	8m56s
12:20:13	Thu, 20-May-2004	0	IgnOn-OK-0	London Road, Sevenoaks, Kent	14m20s
12:34:33	Thu, 20-May-2004	128	IgnOff-OK-128	M26, Sevenoaks, Kent	5m24s
12:39:57	Thu, 20-May-2004	0	IgnOn-OK-0	Prentis Quay, Sittingbourne, Kent	34m03s
13:14:00	Thu, 20-May-2004	128	IgnOff-OK-128	Prentis Quay, Sittingbourne, Kent	1h02m44s
14:16:44	Thu, 20-May-2004	0	IgnOn-OK-0	Prentis Quay, Sittingbourne, Kent	1m47s
14:18:31	Thu, 20-May-2004	128	IgnOff-OK-128	Prentis Quay, Sittingbourne, Kent	1h49m20s
16:07:51	Thu, 20-May-2004	0	IgnOn-OK-0	Prentis Quay, Sittingbourne, Kent	1m44s
16:09:35	Thu, 20-May-2004	128	IgnOff-OK-128	Prentis Quay, Sittingbourne, Kent	14m21s
16:23:56	Thu, 20-May-2004	0	IgnOn-OK-0	M2, Sittingbourne, Kent	7m11s
16:31:07	Thu, 20-May-2004	128	IgnOff-OK-128	M2, Sittingbourne, Kent	1m46s
16:32:53	Thu, 20-May-2004	0	IgnOn-OK-0	Marine Terrace, Margate, Kent	32m23s
17:05:16	Thu, 20-May-2004	128	IgnOff-OK-128	New (428)	1m47s
17:07:03	Thu, 20-May-2004	0	IgnOn-OK-0	New (428)	5m23s
17:12:26	Thu, 20-May-2004	128	IgnOff-OK-128	New (428)	N/A

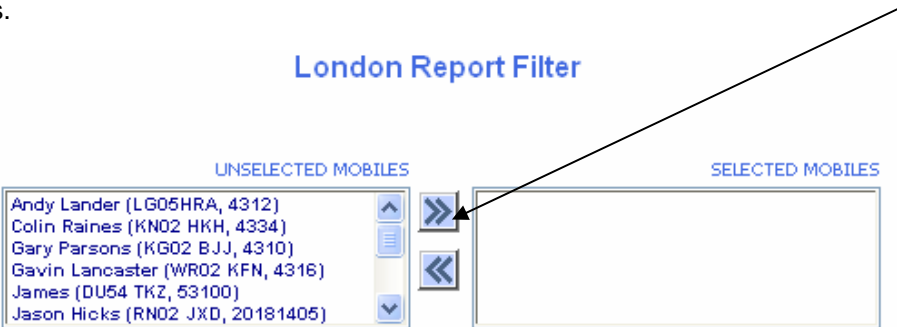
### Report Summary

Status	Status Description	Duration
0	IgnOn-OK-0	4h19m54s
128	IgnOff-OK-128	6h41m29s

Time	The actual time that the status was reported.
Date	The actual date that the status was reported.
Status	The Status that was reported.
Status Description	The status description that was reported.
Location	The location where the status was first reported at this time, either watchbox or gazetteer.
Duration (hrs)	The duration that the status was at this before it was changed. The last status change of the day is not counted.

## 1.1.4 London Report

1.	From the Menu select ' <b>Reporting</b> '.	
2.	From the <b>sub menu</b> select ' <b>London Report</b> '.	
<div style="text-align: center;"> <h3>London Report Filter</h3> </div> <div style="display: flex; justify-content: space-between; margin-top: 10px;"> <div style="text-align: center;"> <p>UNSELECTED MOBILES</p> <div style="border: 1px solid gray; padding: 5px; width: 200px;"> <p>Andy Lander (LG05HRA, 4312)</p> <p>Colin Raines (KN02 HKH, 4334)</p> <p>Gary Parsons (KG02 BJJ, 4310)</p> <p>Gavin Lancaster (WR02 KFN, 4316)</p> <p>James (DU54 TKZ, 53100)</p> <p>Jason Hicks (RN02 JXD, 20181405)</p> </div> </div> <div style="text-align: center;"> <p>SELECTED MOBILES</p> <div style="border: 1px solid gray; width: 200px; height: 50px;"></div> </div> </div> <div style="text-align: center; margin-top: 10px;"> <p>CHARGE RATE: £ <input type="text" value=""/> per day</p> </div> <div style="display: flex; justify-content: center; margin-top: 10px;"> <div style="margin-right: 20px;"> <p>FROM DATE/TIME</p> <p>DAY: 7</p> <p>TO DATE/TIME</p> <p>14</p> </div> <div style="margin-right: 20px;"> <p>MONTH: February</p> <p>February</p> </div> <div> <p>YEAR: 2006</p> <p>2006</p> </div> </div> <div style="display: flex; justify-content: space-between; margin-top: 20px;"> <div style="text-align: center;"> <p><b>RESET</b> <b>HELP</b></p> </div> <div style="text-align: center;"> <p><b>SCHEDULE</b> <b>SUBMIT</b></p> </div> </div>		

3.	<p>Click on the Mobile you wish to report on. The selected mobile will automatically move to the 'selected Mobiles' list. If you wish to report on all mobiles activity 'Click' on '&gt;&gt;' to select all mobiles.</p> <p style="text-align: center;"><b>London Report Filter</b></p> <div style="display: flex; justify-content: space-around; align-items: flex-start;"> <div style="border: 1px solid #ccc; padding: 5px; width: 40%;"> <p style="text-align: center; margin: 0;">UNSELECTED MOBILES</p> <ul style="list-style-type: none"> <li>Andy Lander (LG05HRA, 4312)</li> <li>Colin Raines (KN02 HKH, 4334)</li> <li>Gary Parsons (KG02 BJJ, 4310)</li> <li>Gavin Lancaster (WR02 KFN, 4316)</li> <li>James (DU54 TKZ, 53100)</li> <li>Jason Hicks (RN02 JXD, 20181405)</li> </ul> </div> <div style="display: flex; flex-direction: column; align-items: center; gap: 10px;"> <div style="font-size: 2em;">&gt;&gt;</div> <div style="font-size: 2em;">&lt;&lt;</div> </div> <div style="border: 1px solid #ccc; padding: 5px; width: 40%; height: 100px;"> <p style="text-align: center; margin: 0;">SELECTED MOBILES</p> </div> </div> 												
4.	<p>You can either enter a required charge rate or select a defined rate.</p> <p style="text-align: center;">CHARGE RATE: £ <input type="text" value=""/> per day</p> <div style="border: 1px solid #ccc; padding: 2px; display: inline-block; margin-left: 100px;">     7 8   </div>												
5.	<p>Select the days and time that you wish to report on and the New Journey Interval. Click on the '<b>Submit</b>' button</p> <div style="text-align: center; margin-top: 20px;"> <table style="margin: auto;"> <thead> <tr> <th></th> <th>DAY</th> <th>MONTH</th> <th>YEAR</th> </tr> </thead> <tbody> <tr> <td>FROM DATE/TIME</td> <td>7</td> <td>February</td> <td>2006</td> </tr> <tr> <td>TO DATE/TIME</td> <td>14</td> <td>February</td> <td>2006</td> </tr> </tbody> </table> </div>		DAY	MONTH	YEAR	FROM DATE/TIME	7	February	2006	TO DATE/TIME	14	February	2006
	DAY	MONTH	YEAR										
FROM DATE/TIME	7	February	2006										
TO DATE/TIME	14	February	2006										
6.													